

TABLE 1
PERCENTAGES OF MCAT EXAMINEES ACHIEVING SCALED SCORE LEVELS
AND ASSOCIATED PERCENTILE RANK RANGES BY AREA OF ASSESSMENT
COMBINED APRIL/AUGUST 2001 ADMINISTRATIONS
N = 54,503

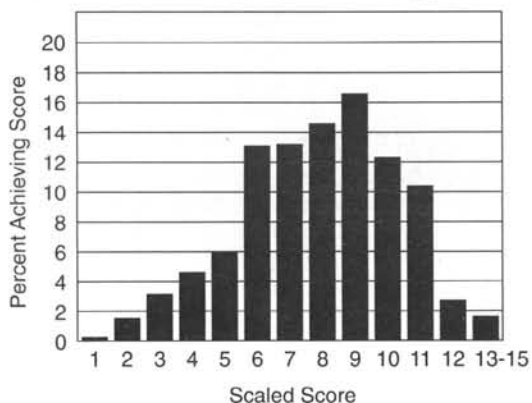
Verbal Reasoning		
Scaled Score	Percent Achieving Score	Percentile Rank Range
13-15	1.6	98.4-99.9
12	2.7	95.7-98.3
11	10.4	85.3-95.6
10	12.3	73.0-85.2
9	16.6	56.4-72.9
8	14.6	41.8-56.3
7	13.2	28.6-41.7
6	13.1	15.5-28.5
5	6.0	09.5-15.4
4	4.6	04.9-09.4
3	3.1	01.8-04.8
2	1.5	00.3-01.7
1	0.2	00.0-00.2

Scaled Score		
Mean	=	7.9
Std Deviation	=	2.41

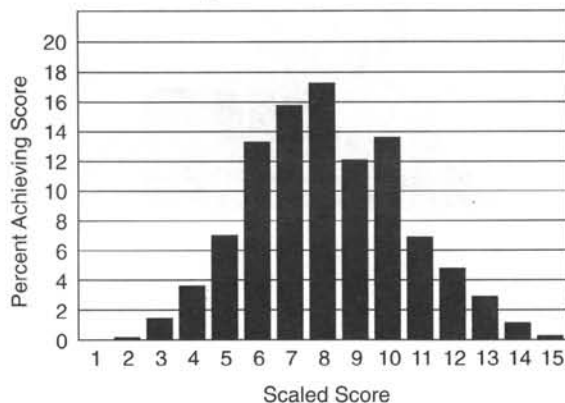
Physical Sciences		
Scaled Score	Percent Achieving Score	Percentile Rank Range
15	0.2	99.9-99.9
14	1.1	98.9-99.9
13	2.9	96.0-98.8
12	4.8	91.2-95.9
11	6.9	84.3-91.1
10	13.6	70.7-84.2
9	12.1	58.6-70.6
8	17.3	41.3-58.5
7	15.8	25.5-41.2
6	13.3	12.2-25.4
5	7.0	05.2-12.1
4	3.6	01.6-05.1
3	1.4	00.2-01.5
2	0.1	00.1-00.1
1	0.0	00.0-00.0

Scaled Score		
Mean	=	8.2
Std Deviation	=	2.35

Verbal Reasoning



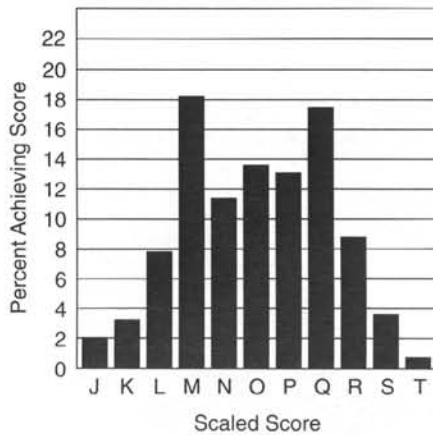
Physical Sciences



Writing Sample		
Scaled Score	Percent Achieving Score	Percentile Rank Range
T	0.7	99.4-99.9
S	3.6	95.8-99.3
R	8.8	87.0-95.7
Q	17.5	69.5-86.9
P	13.1	56.4-69.4
O	13.6	42.8-56.3
N	11.4	31.4-42.7
M	18.3	13.1-31.3
L	7.8	05.3-13.0
K	3.2	02.1-05.2
J	2.0	00.0-02.0
75th Percentile = Q		
50th Percentile = O		
25th Percentile = M		

Biological Sciences		
Scaled Score	Percent Achieving Score	Percentile Rank Range
15	0.2	99.9-99.9
14	0.7	99.3-99.9
13	2.8	96.5-99.2
12	4.8	91.7-96.4
11	8.3	83.4-91.6
10	17.4	66.0-83.3
9	19.1	46.9-65.9
8	15.5	31.4-46.8
7	9.1	22.3-31.3
6	8.2	14.1-22.2
5	6.3	07.8-14.0
4	4.7	03.1-07.7
3	2.1	01.0-03.0
2	0.7	00.3-00.9
1	0.2	00.0-00.2
Scaled Score		
Mean = 8.4		
Std Deviation = 2.43		

Writing Sample



Biological Sciences

