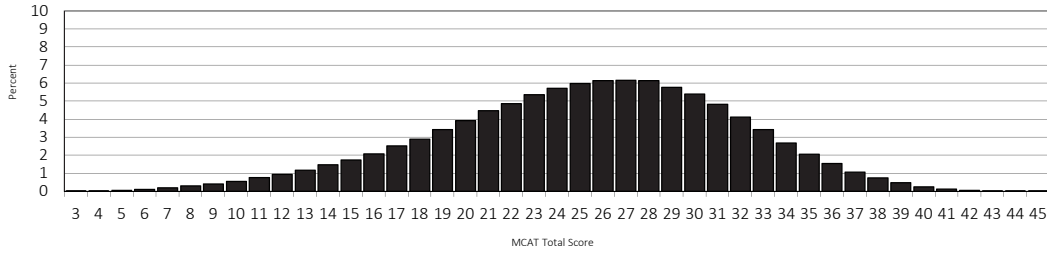


**Percentile Ranks for MCAT Total and Section Scores
for Exams Administered from January 2012 through September 2014**
N = 287,494

MCAT Total Score



MCAT Total Score	Percentile Rank
45	100
44	100
43	100
42	100
41	100
40	100
39	100
38	99
37	98
36	97
35	96
34	94
33	91
32	88
31	83
30	79
29	73
28	67
27	61
26	55
25	49
24	43
23	37
22	32
21	27
20	23
19	19
18	15
17	12
16	10
15	8
14	6
13	5
12	3
11	2
10	2
9	1
8	1
7	0
6	0
5	0
4	0
3	0

MCAT Total Score

Mean = 25.2
Std. Deviation = 6.4

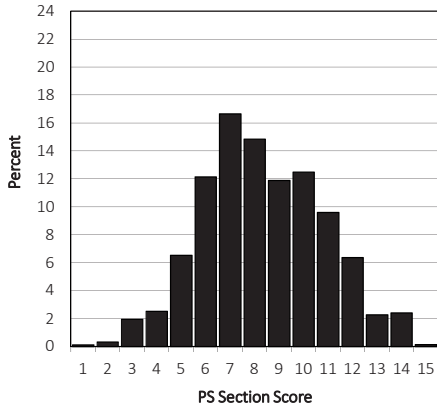
Notes.
These tables include exam results for all examinees—not just those who have applied (or are planning to apply) to medical school. They also include multiple exam results for examinees who took the MCAT exam more than once during the testing years, but exclude exam results for administrations in which examinees opted to void their exam scores.

The column labeled "Percentile Rank" provide, for exams administered from January 2012 to September 2014, the percentage of exam results that were equal to or less than each score point.¹

For example, 79 percent of MCAT Total scores were equal to or less than 30 across all exams administered from January 2012 to September 2014.

¹Prior versions of these tables (pre-2012), as well as current score reporting systems maintained by AMCAS report the "Percentile Rank Range" in these columns rather than a single percentile rank. The percentile rank columns in the current tables correspond to the upper bound of the percentile rank ranges provided in these other versions. The lower bounds in these other versions essentially serve to provide continuity across score points.

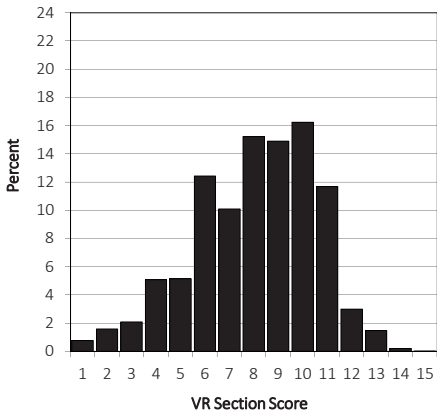
Physical Sciences (PS)



PS Section Score	Percentile Rank
15	100
14	100
13	97
12	95
11	89
10	79
9	67
8	55
7	40
6	23
5	11
4	5
3	2
2	0
1	0

PS Section Score
 Mean = 8.3
 Std. Deviation = 2.5

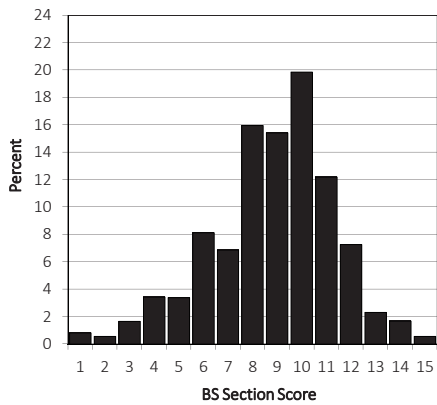
Verbal Reasoning (VR)



VR Section Score	Percentile Rank
15	100
14	100
13	100
12	98
11	95
10	84
9	67
8	52
7	37
6	27
5	15
4	10
3	4
2	2
1	1

VR Section Score
 Mean = 8.1
 Std. Deviation = 2.5

Biological Sciences (BS)



BS Section Score	Percentile Rank
15	100
14	99
13	98
12	95
11	88
10	76
9	56
8	41
7	25
6	18
5	10
4	6
3	3
2	1
1	1

BS Section Score
 Mean = 8.8
 Std. Deviation = 2.5