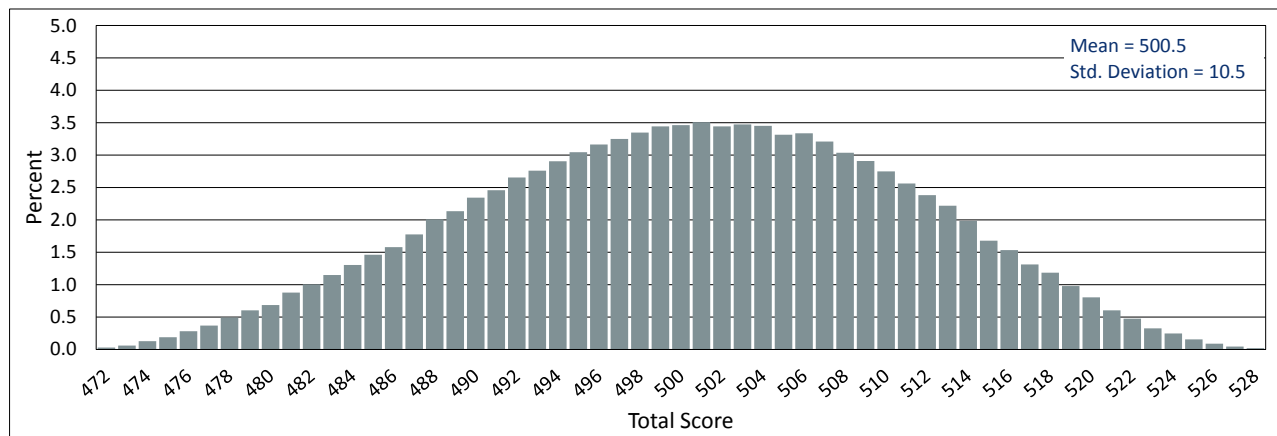


## Summary of MCAT Total and Section Scores

Percentile Ranks in Effect May 1, 2018 – April 30, 2019

N = 239,681

### MCAT Total



Total Score	Percentile Rank
472	<1
473	<1
474	<1
475	<1
476	1
477	1
478	2
479	2
480	3
481	4
482	5
483	6
484	7
485	9
486	10
487	12
488	14
489	16
490	18

Total Score	Percentile Rank
491	21
492	24
493	26
494	29
495	32
496	35
497	39
498	42
499	46
500	49
501	52
502	56
503	59
504	63
505	66
506	69
507	73
508	76
509	79

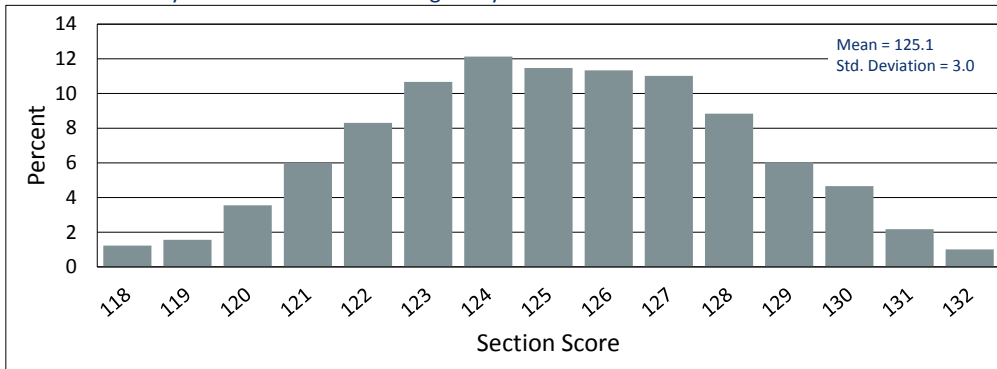
Total Score	Percentile Rank
510	81
511	84
512	86
513	89
514	91
515	92
516	94
517	95
518	96
519	97
520	98
521	99
522	99
523	99
524	100
525	100
526	100
527	100
528	100

#### Notes:

- The column labeled “Percentile Rank” provides the percentage of scores equal to or less than each score point. These percentile ranks are based on all MCAT results from the 2015, 2016, and 2017 testing years combined. For example, 76% of MCAT total scores were equal to or less than 508 across all exams administered in 2015, 2016, and 2017 combined.
- Updates to the percentile ranks will be made on May 1st each year.

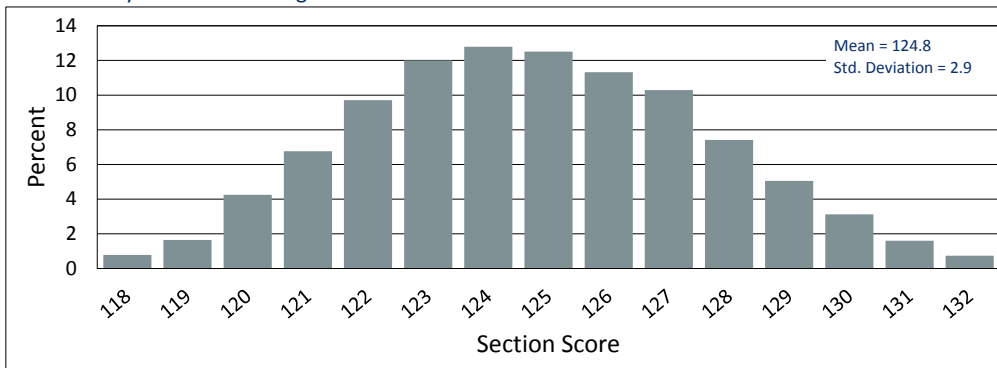
Summary of MCAT Total and Section Scores (*Continued*)  
 Percentile Ranks in Effect May 1, 2018 to April 30, 2019

Chemical and Physical Foundations of Biological Systems



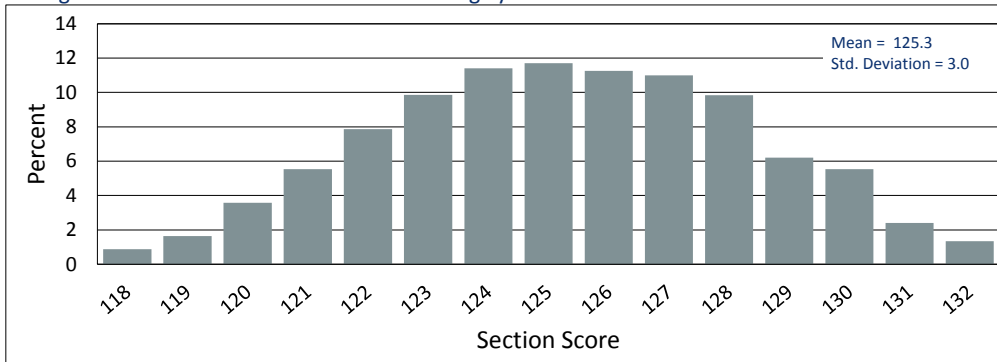
Section Score	Percentile Rank
118	1
119	3
120	6
121	12
122	21
123	31
124	43
125	55
126	66
127	77
128	86
129	92
130	97
131	99
132	100

Critical Analysis and Reasoning Skills



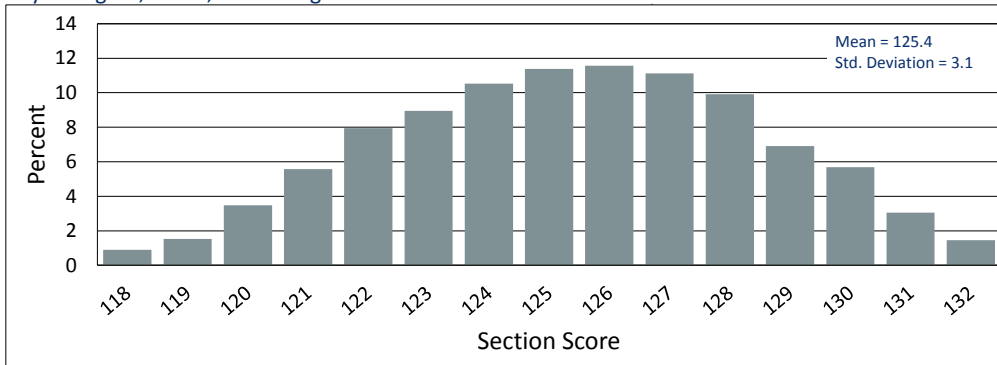
Section Score	Percentile Rank
118	1
119	2
120	7
121	13
122	23
123	35
124	48
125	60
126	72
127	82
128	89
129	95
130	98
131	99
132	100

Biological and Biochemical Foundations of Living Systems



Section Score	Percentile Rank
118	1
119	3
120	6
121	12
122	19
123	29
124	41
125	52
126	64
127	75
128	85
129	91
130	96
131	99
132	100

Psychological, Social, and Biological Foundations of Behavior



Section Score	Percentile Rank
118	1
119	2
120	6
121	11
122	19
123	28
124	39
125	50
126	62
127	73
128	83
129	90
130	95
131	99
132	100